



















Frankenmuth Recreation Survey Results – Fall 2013












1) How many times have you visited a Frankenmuth park in the last year?

	Count	Percentage	
Not at all	23	03.78%	
1 - 3	98	16.09%	
4 - 9	145	23.81%	
10 or more	343	56.32%	
	609		

2) Why have you visited parks in Frankenmuth in the past year? Please check all that apply.

	Count	Percentage	
Participate in an organized sporting event	183	30.81%	
Watch an organized sporting event	302	50.84%	
Boating/Canoeing/Kayaking	115	19.36%	
Other fitness activities (pickup sports, etc.)	110	18.52%	
Playgrounds/Children's activities	259	43.60%	
Enjoy nature	228	38.38%	
Fishing	52	08.75%	
Picnics/Family Gatherings	162	27.27%	
Walking/biking	334	56.23%	
Sledding	191	32.15%	
Festivals/Concerts/Special Events	458	77.10%	
Disc Golf	94	15.82%	
Dog Park	101	17.00%	
Other (list available upon request)	39	06.57%	
	594		

3) What kinds of park facilities would you like to see added to parks in Frankenmuth? Please check all that apply.

	Count	Percentage	
Walking/Biking paths in parks	300	53.76%	
Indoor walking track	214	38.35%	
Bike lanes on streets	131	23.48%	
Playground	73	13.08%	
Baseball Field	66	11.83%	
Softball Field	60	10.75%	
Soccer Field	70	12.54%	
Gymnasiums	111	19.89%	
Outdoor basketball courts	66	11.83%	
Indoor fitness facility	272	48.75%	
Other (see list on next page)	158	28.32%	
	558		

Frankenmuth Recreation Survey Results – Fall 2013

Question 3 Other responses:

Swimming Pool (63)

Splash pad / sprinkler/spraypark (14)

More disc golf (5)

Skateboard area (4)

Ice rink/ice hockey(4)

Indoor batting cages-baseball/softball (3)

More indoor basketball courts (2)

Indoor Tennis(2)

Racquet Ball (2)

Rec center

Indoor facilities that promote health in inclement weather

indoor soccer

Indoor turf

Climbing Wall

Rehab tennis courts & Add lights

Driving Range/Batting Cage Combo

expand the Heritage Park walking/bike path

More benches along the walk in Heritage Park - too far apart for old folks

Walking bridge over river to Pavilion

Trails along river

Hiking Trail: Bridgeport to Vassar along Cass River

bike/walk path down curtis road

bike/cross country ski/snowshoe trails not in city proper

fitness path

existing bike lanes open and clear of lawn/leaf debris in the fall and all year

Nature Center (4)

Additional restrooms (3)

Better boat launches (2)

public dock access

new boat launch park side of the river next to the kayak launch

Access to Cass River

more paved parking

Water fountains

duck pond

new sand in horseshoe pits.

Shuffleboard

non-organized activities

Rope toe or conveyor for beginning snowboarders

Free, open and quiet non-designated space.

Open Space

More trees with long term tree plan so people can give trees

where applicable notices IDing trees and plants Art, Music like Jazz

won't use it no more taxes

Just take better care of what we have.

You can't take care of what you have

During difficult economic times, you have more than enough to maintain

NOT a indoor facility paid for by tax payer dollars

Very blessed with current status

satisfied

There is plenty available now

4) Please rate the following qualities of Frankenmuth Parks:

	Very Good		Good		OK		Poor	
Park Maintenance / Appearance	57%	344	37%	222	5%	33	1%	9
Variety of Amenities / Facilities	20%	120	43%	261	30%	181	6%	39
Safety	50%	299	40%	236	8%	48	2%	11

Frankenmuth Recreation Survey Results – Fall 2013






5) Please assess the following recreational programs offered in Frankenmuth:

	Excellent		Good		Marginal		Inadequate	
Youth Soccer	41%	142	49%	171	10%	35	1%	2
Youth Baseball/softball	25%	91	48%	174	20%	72	7%	24
Youth Basketball	22%	68	47%	142	22%	67	9%	28
Youth Football	37%	106	49%	141	9%	27	4%	11
Adult Sports	16%	52	53%	169	23%	74	8%	24
Special Events	24%	73	59%	179	15%	46	2%	7
Health & Fitness	9%	26	34%	102	36%	107	22%	65
Youth Sports Camps	13%	34	54%	137	21%	54	12%	30
Summer Day Camps	12%	27	45%	99	31%	69	12%	27






6) What recreation programs would you like to see added in Frankenmuth?

228 Responses (list available upon request)

7) The preservation of natural areas and water resources in our community has a positive effect on the quality of life.

	Count	Percentage	
Strongly agree	340	55.65%	
Agree	211	34.53%	
Neutral	53	08.67%	
Disagree	2	00.33%	
Strongly Disagree	5	00.82%	

8) It is important to enhance the natural resources and recreational opportunities along the Cass River.

	Count	Percentage	
Strongly agree	306	49.76%	
Agree	221	35.93%	
Neutral	61	09.92%	
Disagree	15	02.44%	
Strongly Disagree	12	01.95%	




9) I would support the acquisition of the following types of park land in Frankenmuth:

	Agree		Disagree		Not sure/ Don't Know	
Natural/woodlands	68%	407	13%	76	19%	113
River Frontage	68%	410	12%	75	19%	116
Paths & Trails	82%	495	10%	58	9%	54
Open space for athletic fields	55%	329	20%	116	25%	149




Frankenmuth Recreation Survey Results – Fall 2013

10) The Frankenmuth community has expressed a need for a sports complex that would include outdoor athletic fields and an indoor fieldhouse with gymnasiums and an indoor walking track. The concept is that the facility would be used for both local recreation and a tournament facility. Please offer your opinion about the statements regarding such a facility.




10a) I support the development of a public INDOOR sports facility in Frankenmuth.

	Count	Percentage	
Agree	426	70.07%	
Disagree	123	20.23%	
Not Sure/Don't Know	59	09.70%	





10b) I support the development of a public OUTDOOR sports complex in Frankenmuth.

	Count	Percentage	
Agree	384	63.89%	
Disagree	127	21.13%	
Not Sure/Don't Know	90	14.98%	

10c) I support the use of tax dollars as ONE OF the sources of funding for construction of this facility.




	Count	Percentage	
Agree	358	58.69%	
Disagree	168	27.54%	
Not Sure/Don't Know	84	13.77%	

11) Where do you live?

	Count	Percentage	
City of Frankenmuth	373	60.45%	
Frankenmuth Township	106	17.18%	
Within the Frankenmuth School District but not in the City or Frankenmuth Township	81	13.13%	
None of the above	57	09.24%	
	617		

FOR CITY RESIDENTS ONLY:










12) In August of 2012, Frankenmuth voters were asked to pass a 26-year, 0.9-mill tax to fund a \$7 million Frankenmuth Recreation Center. The athletic facility was proposed for 38 acres on the northeast corner of Weiss and Jefferson. How did you vote on this proposal?

	Count	Percentage	
Yes	174	46.90%	
No	134	36.12%	
I did not vote	63	16.98%	

Frankenmuth Recreation Survey Results – Fall 2013

FOR NO VOTERS:

12a) Please let us know what you did not like about the proposal. Please check all the reasons that you voted no.

	Count	Percentage	
Our community does not need a facility like this.	48	35.82%	
The proposed facility was too large.	24	17.91%	
The proposed facility did not include the type(s) of activities that I wanted.	36	26.87%	
The facility was too focused on sports tournaments.	65	48.51%	
I had concerns about the proposed ownership/management of the facility.	79	58.96%	
Public tax dollars should not be used to build an indoor recreation facility.	76	56.72%	
I do not support any new taxes.	53	39.55%	
25 years was too long to be paying for such a facility.	49	36.57%	
Other (please specify)	47	35.07%	

FOR NO VOTERS: 12b) What is the ONE main reason you voted no on this proposal?

	Count	Percentage	
Our community does not need a facility like this.	9	08.82%	
The proposed facility was too large.	3	02.94%	
The proposed facility did not include the type(s) of activities that I wanted.	9	08.82%	
The facility was too focused on sports tournaments.	8	07.84%	
I had concerns about the proposed ownership/management of the facility.	13	12.75%	
Public tax dollars should not be used to build an indoor recreation facility.	30	29.41%	
I do not support any new taxes.	13	12.75%	
25 years was too long to be paying for such a facility.	5	04.90%	
Other (please specify)	12	11.76%	

FOR YES VOTERS: 12c) What is the main reason you voted FOR this proposal?





154 Responses (Available for review at the Frankenmuth Parks and Recreation Office)

FOR ALL RESPONDENTS: 13) What do you like best about the parks in Frankenmuth?

14) What could be done to improve parks and recreation in Frankenmuth?

(Responses available for review at the Frankenmuth Parks and Recreation Office)

15) What is your age?

	Count	Percentage	
Under 18	5	00.82%	
18 - 30	82	13.38%	
31 - 45	210	34.26%	
46 - 65	224	36.54%	
Over 65	92	15.01%	